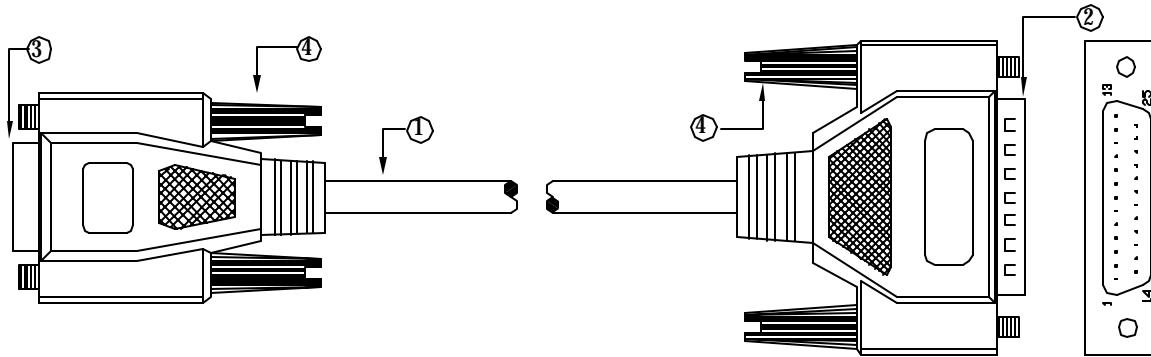
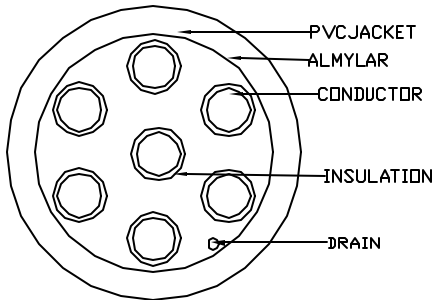


DB9F

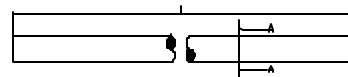


DB25M

REVISIONS		
REV	DESCRIPTION	APPROVED
	CB0034/A	



SECTION A-A



NOTES:

- 1.MOLDED CONNECTOR END REQUIREMENTS:
 - A.INNIR MOLD USING PE
 - B.ALUMINUM FOIL WRAP TO CONNECTOR
 - C.PVC - 45P PLATINUM GRAY
- 2.CABLE:[28AWG (7/0.12)*7C+AL/MY +DW<7/0.16]]TIN
 - WIRE:OD=0.78±0.03mm
 - COLOR: P1 COLOR CODE
 - JACKET: PVC OD=5.0±0.15mm
 - COLOR:PLATINUM GRAY

3.FINISHED PRODUCTS LENGTH:

- (1) LENGTH=1829mm TOLERANCE:±25.4mm
- (2) LENGTH=3048mm TOLERANCE:±50.8mm

PIN	DB9 FEMALE	WIRE COLOR	DB25 MALE
2		BLACK	2
3		BROWN	3
8		RED	4
7		ORANGE	5
4		YELLOW	6
5		GREEN	7
6		BLUE	20
	Shell		Shell

ITEM NO	PART NAMES	Q'TY	REMARK
	INSULATION UPON 1M ohm AND 1M ohm ELECTRIC CONDUCTION INSIDE 1.5K ohm		
4	THUMBSCREW: MALE 4*47mm NICKEL-PLATING	4PCS	
3	CONNECTOR:DB9P FEMALE NICKEL-PLATING, INSULATOR COLOR:BLUE	1PCS	
2	CONNECTOR:DB25P MALE NICKEL-PLATING, INSULATOR COLOR:BLUE	1PCS	
1	CABLE:7C+1 28AWG	1PCS	

Lex Tec Inc 160 Don Park Rd. Unit 5, Markham, On L3R1C3 905-475-9979 www.lextec.com	PRODUCT	DB25P MALE TO DB9P FEMALE	CUSTOMER		DRAWN	Hvon .W	 THREE ANGLE PROJECTION
	CUS,NO	117-XXX	VERSION		CHECKED	Jackson H	
	DR,NO	SD117-XXX	DRAWN DATE	DEC.21.2002	APPROVERD	Jacky Lin	